


Sundance Spas 980 Kingston™

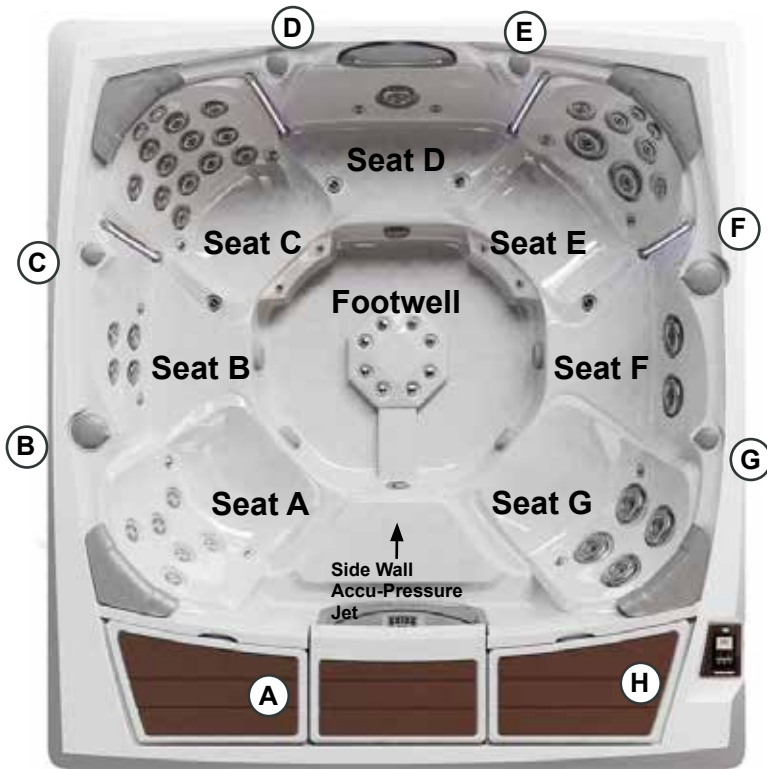
Specifications

<p>Dimensions:..... 92" x 100" x 34" (233.7 cm x 254 cm x 86.4 cm)</p> <p>Seating Capacity: 6-7 Adults</p> <p>Dry Weight:..... 971 lbs (440 kg)</p> <p>Filled Weight (Spa Volume): 5,233 lbs (2,374 kg)</p> <p>Filled Weight (Average Fill): 4,315 lbs (1,957 kg)</p> <p>Water Capacity (Spa Volume):..... 511 US Gal (1,934 Liters)</p> <p>Water Capacity (Average Fill):..... 401 US Gal (1,518 Liters)</p> <p>Controls:..... 980 iTouch™ Glass Interface LCD Control, Displays Temperature, Time, Cycles and Jet/Air System Control. Offers Customizing of Filtration Cycles, Lighting, Water Temperature Setting and other features</p> <p>Water Delivery: 2 TheraMax High-Flow Pumps and 8-Hour Dynamic Flow Circulation System</p> <p>Pump 1: North America (60 Hz): 1-Speed/2.5 HP Continuous, 11.3A Max., 56 Frame Export (50 Hz): 1-Speed/2.0 HP Continuous, 7A Max.</p> <p>Pump 2: North America (60 Hz): 1-Speed/2.5 HP Continuous, 11.3A Max., 56 Frame Export (50 Hz): 1-Speed/2.0 HP Continuous, 7A Max.</p> <p>Pump 3: High-Output Dynamic Flow, 8-Hour Filter/Circulation Pump (67 gpm) Programmable for Daily Start Time and Duration</p> <p>Total Hydrojets: 56</p> <p>Seat A Jets: 6 Fluidix Reflex</p> <p>Seat B Jets: 4 Fluidix Reflex</p> <p>Seat C Jets: 12 Fluidix-ST, 2 Fluidix Euro, 2 Pulsator, 2 Accu-Pressure</p> <p>Seat D Jets: 1 Vortex</p> <p>Seat E Jets: 2 Fluidix Euro, 4 Fluidix Reflex, 2 Fluidix Intelli-Jet, 2 Pulsator, 2 Accu-Pressure</p> <p>Seat F Jets: 2 Vortex</p> <p>Seat G Jets: 4 Vortex</p> <p>Footwell Jets (H):..... 8 Accu-Pressure, 1 Accu-Pressure (sidewall)</p> <p>Air Blower: High-efficiency, 1-Speed</p> <p>Aromatherapy Delivery:..... 12 Silent Air® Injector Jets with Quiet High Speed Air Pump</p> <p>Air Controls/Massage Selectors: 4/2</p> <p>Filter:..... MicroClean® Ultra Filtration System, 130 ft² (2 interlocking cartridge filters)</p> <p>Water Treatment: Automatic Brominator and Dynamic Flow Circulation System; Factory installed CLEARRAY® Water Purification System</p> <p>Water Treatment (Optional): Factory installed CLEARRAY PRO₃TECT</p> <p>Lighting: Multicolored LED Lighting System (1 Waterfall, 1 Footwell), Exterior Corner Lights, SunCooler Bin Lights, Seat Accent Lights</p> <p>Synthetic Cabinet:..... Available in Coastal, Mahogany</p> <p>Shell Colors: Platinum, Celestite (Gypsum), Sahara, Copper Sand, Monaco, Porcelain</p> <p>Headrests: 4</p> <p>Heater: Low Flow 5.5 kW With Titanium Element Export (50 Hz): Low Flow 2.7 kW with Titanium Element</p> <p>Electrical Requirements: North America (60 Hz): 240 VAC@40A/50A or 60A; Export (50 Hz): 230-240 VAC@1x20A, 1x16A/1x20A, 3x16A (see manual for more configurations); or Suitable Rated Circuit Breaker To Comply With Local Electrical Regulations. Certain Countries May Require 2 Power Inputs; Two GFCI/RCD Breakers are Required For This Configuration.</p> <p>Limited Warranty*:..... North America (60 Hz): 10 Years Shell, 7 Years Shell Surface, 5 Years Plumbing Component Leaks, 5 Years Equipment and Controls, 5 Years Cabinet, 5 Years Jets, 2 Years Lights, 1 Year Stereo Export (50 Hz): 10 Years Shell, 7 Years Shell Surface, 2 Years Plumbing Component Leaks, 2 Years Equipment and Controls, 2 Years Cabinet, 2 Years Jets, 2 Years Lights, 2 Years Stereo</p> <p>Waterfall Feature: Adjustable Flow Rate; Colored Lighting</p> <p>Audio System (Optional): Factory Installed BLUEWAVE® 2.0 Wireless Spa Stereo System with Auxiliary 3.5 mm headphone jack connection, Bluetooth® compatible, 4 premium speakers and a powered subwoofer</p> <p>Special Features:..... SunSmart™ 2.0 Wi-Fi module - standard</p>	
--	---

Dimensions/Specifications Subject To Change Without Notice

Sundance Spas 980 Kingston

Operation/Seat Depths



- (A)** Air Control - Activates Seat A Jets (6 Fluidix Reflex) and Seat B Jets (4 Fluidix Reflex) - Also used when draining the SunCooler Bins in the close position.
- (B)** Massage Selector [Pump 2] - Adjusts Massage Level Between Seat A Jets + Seat B Jets and Seat C Jets
- (C)** Air Control - Activates Seat C Jets (2 Fluidix Nex, 12 Fluidix Reflex, 2 Pulsators, 2 Accu-Pressure)
- (D)** Waterfall Selector [8-Hour Circ. Pump] - Controls Waterfall Output
- (E)** Air Control - Activates Seat E Jets (2 Fluidix Nex, 4 Fluidix Reflex, 2 Fluidix Intelli-Jet, 2 Pulsators, 2 Accu-Pressure) and Seat G Jets (4 Vortex)
- (F)** Massage Selector [Pump 1] - Adjusts Massage Level Between the Seat E Jets + Seat G Jets and Seat D Jets + Seat F Jets + Center Footwell Jets
- (G)** Air Control - Activates Seat F (2 Vortex) and Center Footwell Jets (8 Accu-Pressure)
- (H)** SunScents Dispenser

- Jets Pump 1: 1 Accu-Pressure Jet (Side Wall) in Footwell and SunCooler Perimeter Drains are always on when this pump is running

56 Total Jets



Spa Operation Subject To Change Without Notice

SEAT DEPTHS

- | | |
|------------------------------|------------------------------|
| A = 23.25" (59.01 cm) | G = 22.00" (55.88 cm) |
| B = 21.00" (53.34 cm) | H = 17.00" (43.18 cm) |
| C = 26.00" (66.04 cm) | I = 29.25" (74.30 cm) |
| D = 20.50" (52.07 cm) | SunCooler Bin Depth |
| E = 24.25" (61.60 cm) | J = 13.50" (34.29 cm) |
| F = 20.00" (50.80 cm) | |

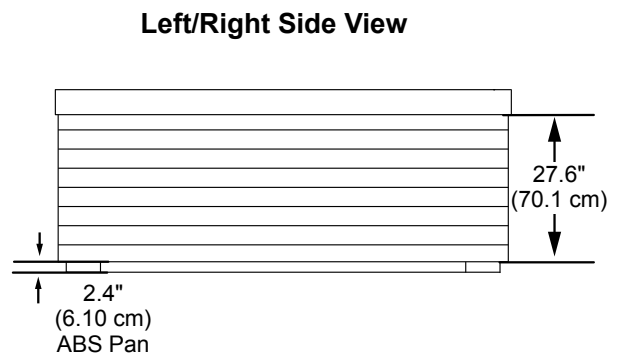
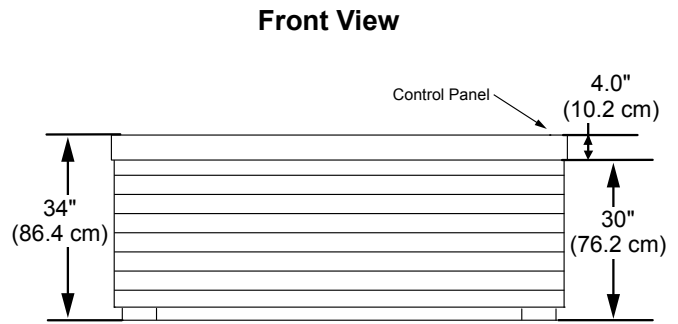
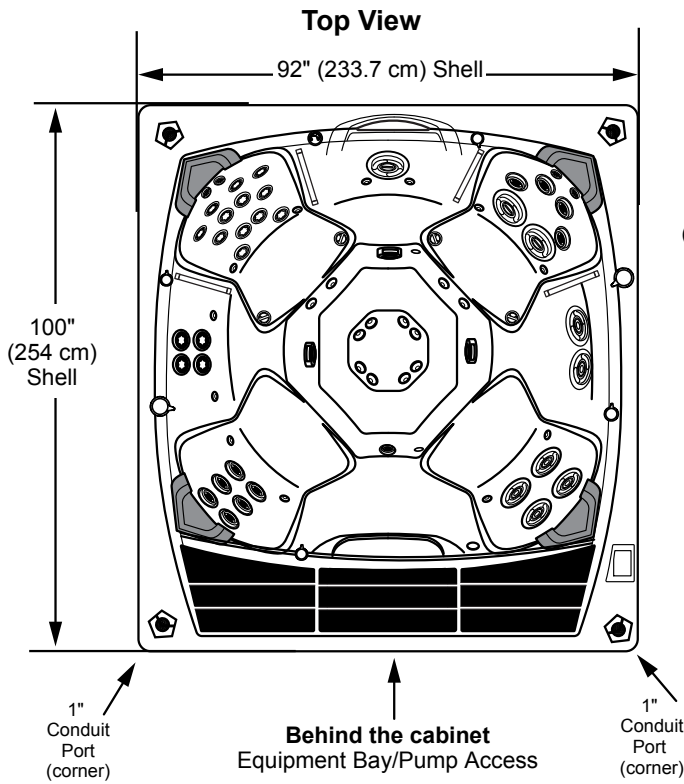
Listed dimensions represent distance from top of acrylic to lowest point in seat. Tolerance $\pm 0.5"$ (1.27 cm).



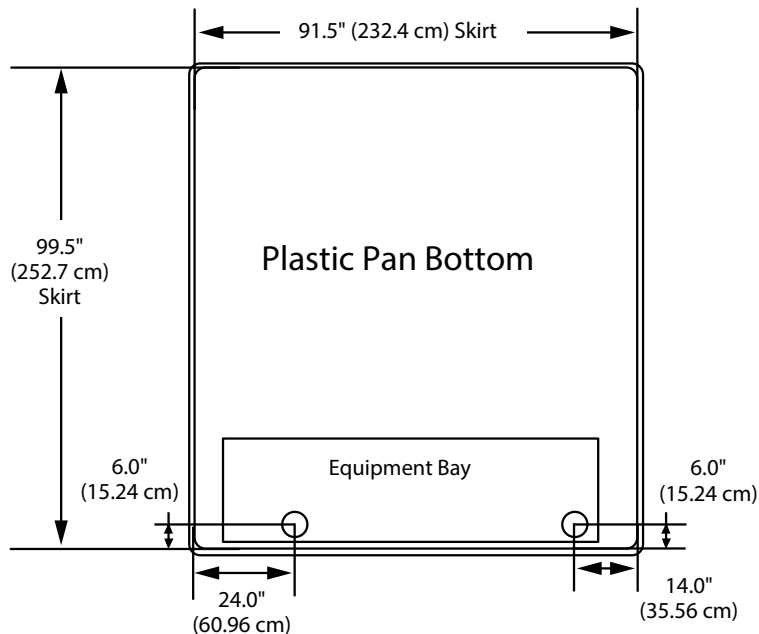
Dimensions/Specifications Subject To Change Without Notice

Sundance Spas 980 Kingston

Portable Dimensions



IMPORTANT! Always measure each hot tub for exact dimensions BEFORE designing its foundational support and/or decking.



Dimensions/specifications subject to change without notice. Tolerance: ± 0.5" (1.27 cm)

Dimensions/Specifications Subject To Change Without Notice