


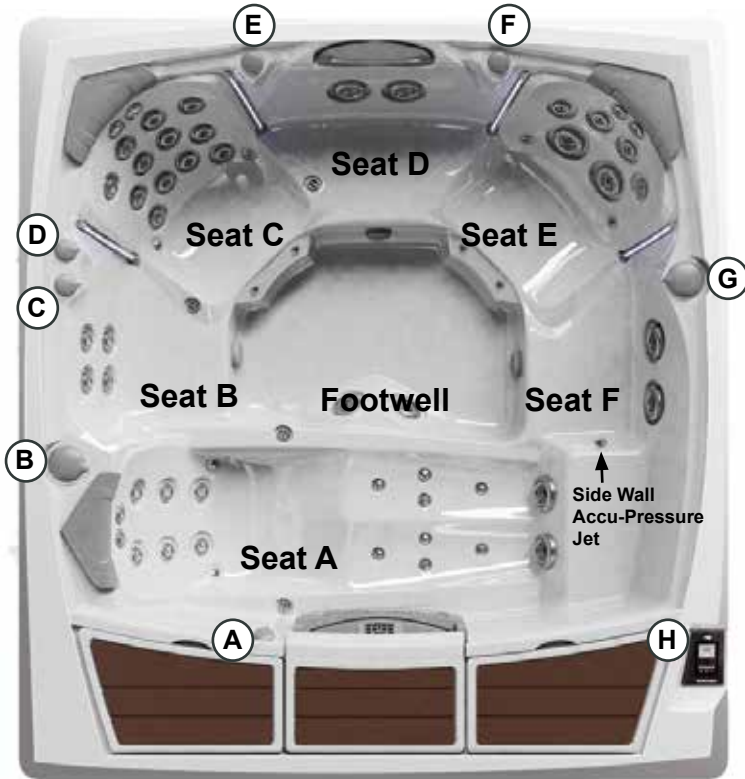
Sundance Spas 980 Claremont™

Specifications

| | | |
|--|---|---|
| Dimensions: | 92" x 100" x 34" (233.7 cm x 254 cm x 86.4 cm) |  |
| Seating Capacity: | 5-6 Adults | |
| Dry Weight: | 969 lbs (440 kg) | |
| Filled Weight (Spa Volume): | 5,272 lbs (2,392 kg) | |
| Filled Weight (Average Fill): | 4,347 lbs (1,972 kg) | |
| Water Capacity (Spa Volume): | 516 US Gal (1,953 Liters) | |
| Water Capacity (Average Fill): | 405 US Gal (1,533 Liters) | |
| Controls: | 980 iTouch™ Glass Interface LCD Control, Displays Temperature, Time, Cycles and Jet/Air System Control. Offers Customizing of Filtration Cycles, Lighting, Water Temperature Setting and other features | |
| Water Delivery: | 2 TheraMax High-Flow Pumps and 8-Hour Dynamic Flow Circulation System | |
| Pump 1: | North America (60 Hz): 1-Speed/2.5 HP Continuous, 11.3A Max., 56 Frame Export (50 Hz): 1-Speed/2.0 HP Continuous, 7A Max. | |
| Pump 2: | North America (60 Hz): 1-Speed/2.5 HP Continuous, 11.3A Max., 56 Frame Export (50 Hz): 1-Speed/2.0 HP Continuous, 7A Max. | |
| Pump 3: | High-Output Dynamic Flow, 8-Hour Filter/Circulation Pump (67 gpm) Programmable for Daily Start Time and Duration | |
| Total Hydrojets: | 59 | |
| Seat A Jets: | 2 Fluidix Euro, 6 Fluidix Reflex, 2 Pulsator, 8 Focus-Relief®, 2 Vortex | |
| Seat B Jets: | 4 Fluidix Reflex | |
| Seat C Jets: | 12 Fluidix-ST, 2 Fluidix Euro, 2 Pulsator, 2 Accu-Pressure | |
| Seat D Jets: | 2 Vortex | |
| Seat E Jets: | 2 Fluidix Euro, 4 Fluidix Reflex, 2 Fluidix Intelli-Jet, 2 Accu-Pressure | |
| Seat F Jets: | 2 Vortex, 1 Accu-Pressure (sidewall) | |
| Footwell Jets (G): | 2 Whirlpool | |
| Air Blower: | High-efficiency, 1-Speed | |
| Aromatherapy Delivery: | 6 Silent Air® Injector Jets with Quiet High Speed Air Pump | |
| Air Controls/Massage Selectors: | 4/2 | |
| Filter: | MicroClean® Ultra Filtration System, 130 ft² (2 interlocking cartridge filters) | |
| Water Treatment: | Automatic Brominator and Dynamic Flow Circulation System; Factory installed CLEARRAY® Water Purification System | |
| Water Treatment (Optional): | Factory installed CLEARRAY PRO3TECT | |
| Lighting: | Multicolored LED Lighting System (1 Waterfall, 1 Footwell), Exterior Corner Lights, SunCooler Bin Lights, Seat Accent Lights | |
| Synthetic Cabinet: | Available in Coastal, Mahogany | |
| Shell Colors: | Platinum, Celestite (Gypsum), Sahara, Copper Sand, Monaco, Porcelain | |
| Headrests: | 3 | |
| Heater: | Low Flow 5.5 kW With Titanium Element Export (50 Hz): Low Flow 2.7 kW with Titanium Element | |
| Electrical Requirements: | North America (60 Hz): 240 VAC@40A/50A or 60A; Export (50 Hz): 230-240 VAC@1x20A, 1x16A/1x20A, 3x16A (see manual for more configurations); or Suitable Rated Circuit Breaker To Comply With Local Electrical Regulations. Certain Countries May Require 2 Power Inputs; Two GFCI/RCD Breakers are Required For This Configuration. | |
| Limited Warranty*: | North America (60 Hz): 10 Years Shell, 7 Years Shell Surface, 5 Years Plumbing Component Leaks, 5 Years Equipment and Controls, 5 Years Cabinet, 5 Years Jets, 2 Years Lights, 1 Year Stereo Export (50 Hz): 10 Years Shell, 7 Years Shell Surface, 2 Years Plumbing Component Leaks, 2 Years Equipment and Controls, 2 Years Cabinet, 2 Years Jets, 2 Years Lights, 2 Years Stereo | |
| Waterfall Feature: | Adjustable Flow Rate; Colored Lighting | |
| Audio System (Optional): | Factory Installed BLUEWAVE® 2.0 Wireless Spa Stereo System with Auxiliary 3.5 mm headphone jack connection, Bluetooth® compatible, 4 premium speakers and a powered subwoofer | |
| Special Features: | SunSmart™ 2.0 WiFi module - standard | |

Sundance Spas 980 Claremont


Operation/Seat Depths



- (A)** Air Control - Activates Seat A Jets (2 Fluidix Nex, 6 Fluidix Reflex, 2 Pulsators, 2 Vortex Jets) - Also used when draining the SunCooler Bins in the close position.
- (B)** Massage Selector [Pump 2] - Adjusts Massage Level Between Seat A Jets and Seat F Jets + Footwell
- (C)** Air Control - Activates Seat F Jets (2 Vortex Jets) and Footwell Jets (2 Whirlpool Jets)
- (D)** Air Control - Activates Seat C Jets (2 Fluidix Nex, 12 Fluidix-ST, 2 Accu-Pressure Jets, 2 Pulsators) and Seat D (2 Vortex Jets)
- (E)** Waterfall Selector [8-Hour Circ. Pump] - Controls Waterfall Output
- (F)** Air Control - Activates Seat B Jets (4 Fluidix Reflex) and Seat E Jets (2-Fluidix Nex, 4 Fluidix Reflex, 2 Fluidix Intelli-Jet, 2 Accu-Pressure Jets)
- (G)** Massage Selector [Pump 1] - Adjusts Massage Level Between the Seat B Jets + Seat E Jets and Seat C + Seat D Jets
- (H)** SunScents Dispenser (located under the SunCooler Lid)

- Jets Pump 1: 1 Accu-Pressure Jet (Side Wall) in Seat F and SunCooler Perimeter Drains are always on when this pump is running
- Focus-Relief Jets: Work with both the blower and Jets Pump 2. The blower introduces air to the jet and the Jets Pump forces water through.

59 Total Jets



Spa Operation Subject To Change Without Notice

SEAT DEPTHS

A = 26.00" (66.04 cm)
B = 21.50" (54.60 cm)
C = 26.75" (67.95 cm)
D = 21.00" (53.34 cm)
E = 24.50" (62.23 cm)
F = 20.50" (52.07 cm)

G = 7.00" (17.78 cm)
H = 30.50" (77.47 cm)
SunCooler Bin Depth
I = 13.50" (34.29 cm)

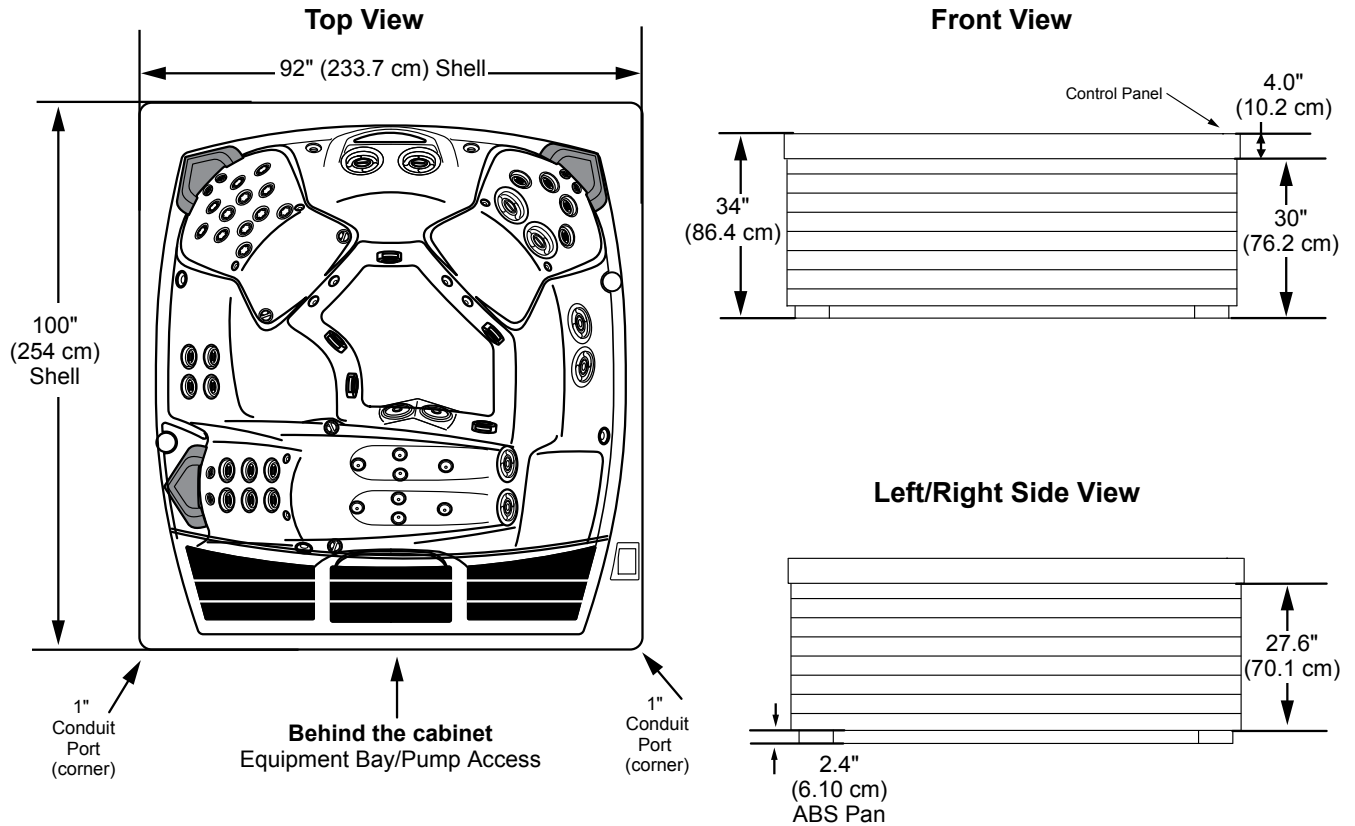
Listed dimensions represent distance from top of acrylic to lowest point in seat. **Tolerance ± 0.5" (1.27 cm).**



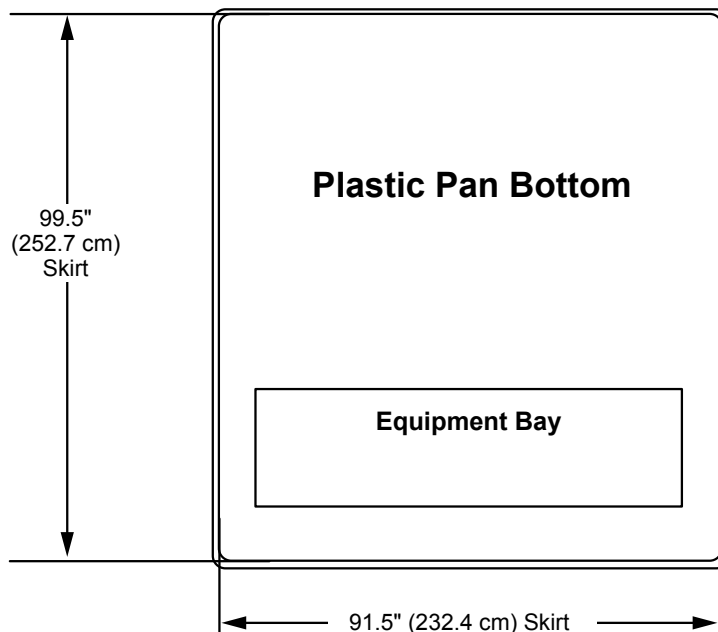
Dimensions/Specifications Subject To Change Without Notice

Sundance Spas 980 Claremont

Portable Dimensions



IMPORTANT! Always measure each hot tub for exact dimensions BEFORE designing its foundational support and/or decking.



Dimensions/specifications subject to change without notice. Tolerance: ± 0.5" (1.27 cm)

Dimensions/Specifications Subject To Change Without Notice